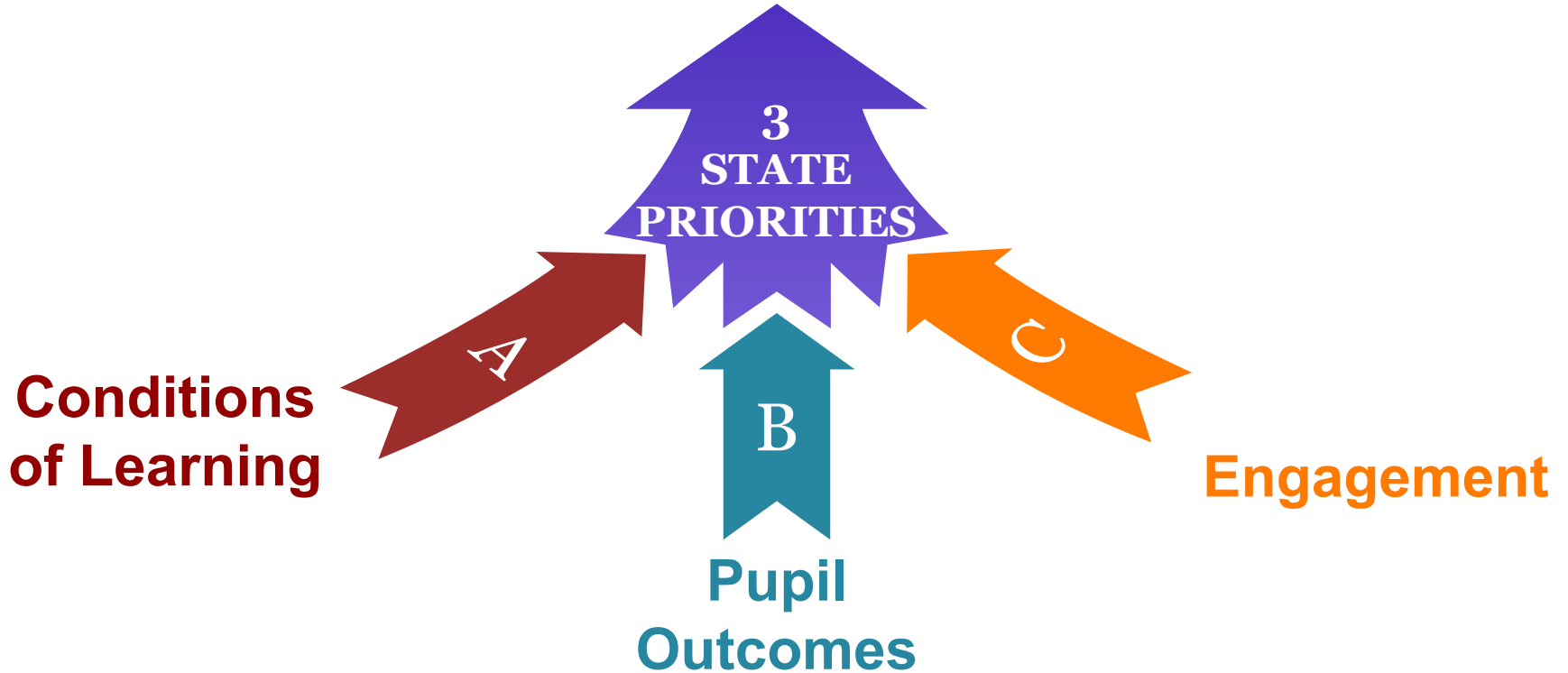


Local Control and Accountability Plan “LCAP” Community Meeting

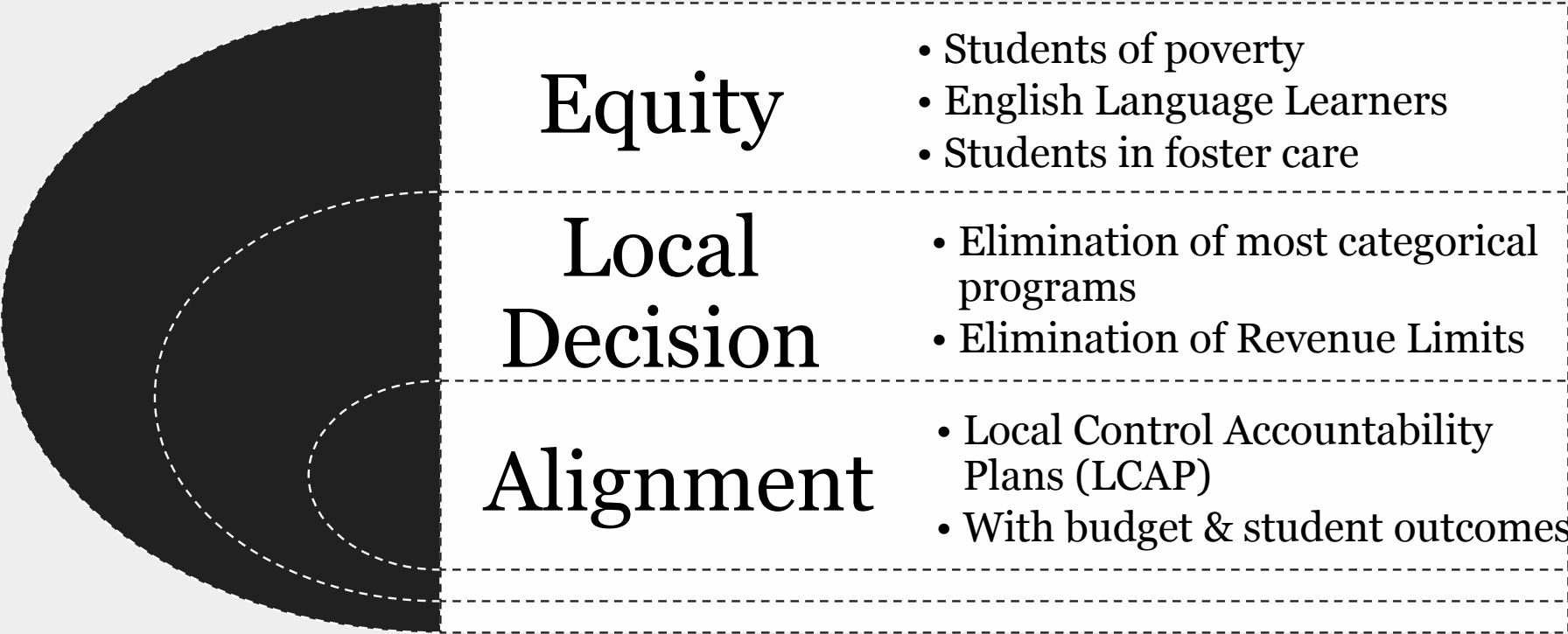
**April 26, 2016
6:30pm**

LCAP

(Local Control and Accountability Plan)



How are School Districts Funded?



Equity

- Students of poverty
- English Language Learners
- Students in foster care

Local Decision

- Elimination of most categorical programs
- Elimination of Revenue Limits

Alignment

- Local Control Accountability Plans (LCAP)
- With budget & student outcomes

What is Required in Statute*

- To increase or improve services for *English learners, low income students* and *foster youth* in proportion to the increase in funds apportioned on the basis of the number of unduplicated count of the students
- The LEA may use these funds for school-wide, or LEA-wide, purposes in a manner that is not more restrictive than the restrictions provided for in Title I of No Child Left behind.”

*State Board of Education regulations by January 31, 2014

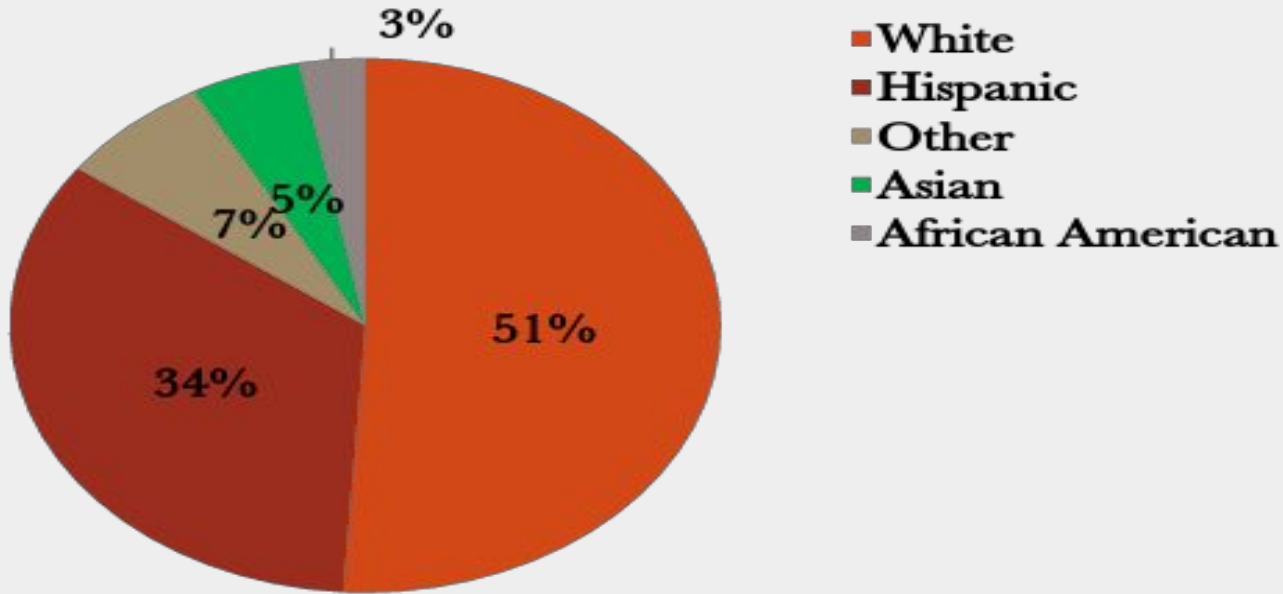
LCFF Funding = Base Grant + LCAP Supplemental Grant

	<u>2015-2016</u>	<u>2016-2017</u>	<u>2017-2018</u>
LCFF Revenue	\$59,726,806	\$62,034,948	\$63,286,897
Increase from previous year	9.85%	3.86%	2.02%

	<u>2015-2016</u>		<u>2016-2017</u>		<u>2017-2018</u>	
	Amount	Percent of Total	Amount	Percent of Total	Amount	Percent of Total
Base Grant	\$56,503,767	94.60%	\$58,251,537	93.90%	\$59,269,176	93.65%
LCAP Supplemental Grant	\$3,223,039	5.40%	\$3,783,411	6.10%	\$4,017,721	6.35%
Total LCFF	\$59,726,806	100.00%	\$62,034,948	100.00%	\$63,286,897	100.00%



Who are our Students? Race/Ethnicity



Who are our Students?

	Number	Percentage
Total	7,733	100%
White	3,944	51%
Latino/Hispanic	2,630	34%
Other	541	7%
Asian American	386	5%
African American	232	3%

COMMUNITY OUTREACH & INVOLVEMENT

District Advisory Committee

PTSA

North Marin Council of PTAs

DELAC

Principal Meetings

Student Leadership Meetings

Bargaining Unit (NFT and CSEA)



DISTRICT ADVISORY COMMITTEE

LCAP Advisory Group

A group comprised of **Parents, Students, Teachers, Staff and Community Members** that provides feedback and oversight to the LCAP process.

[Link to DAC notes](#)



GOALS-→ ACTIONS-→ METRICS

Attendance


Discipline

CAASPP

Graduation Rate

Dropout Rate

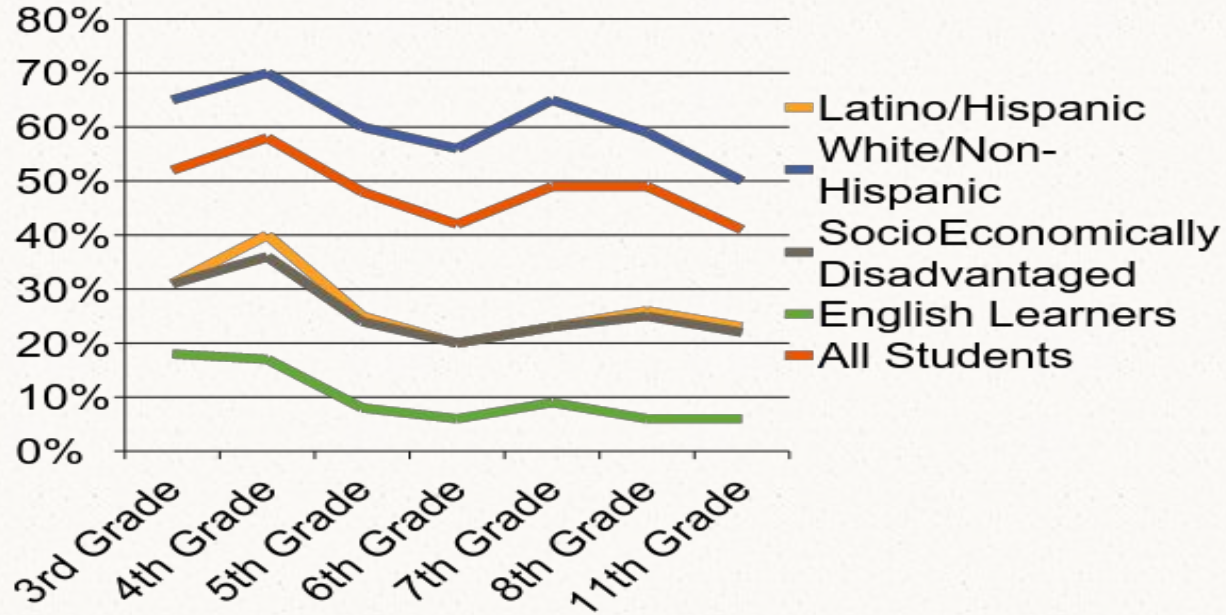
GOAL SETTING



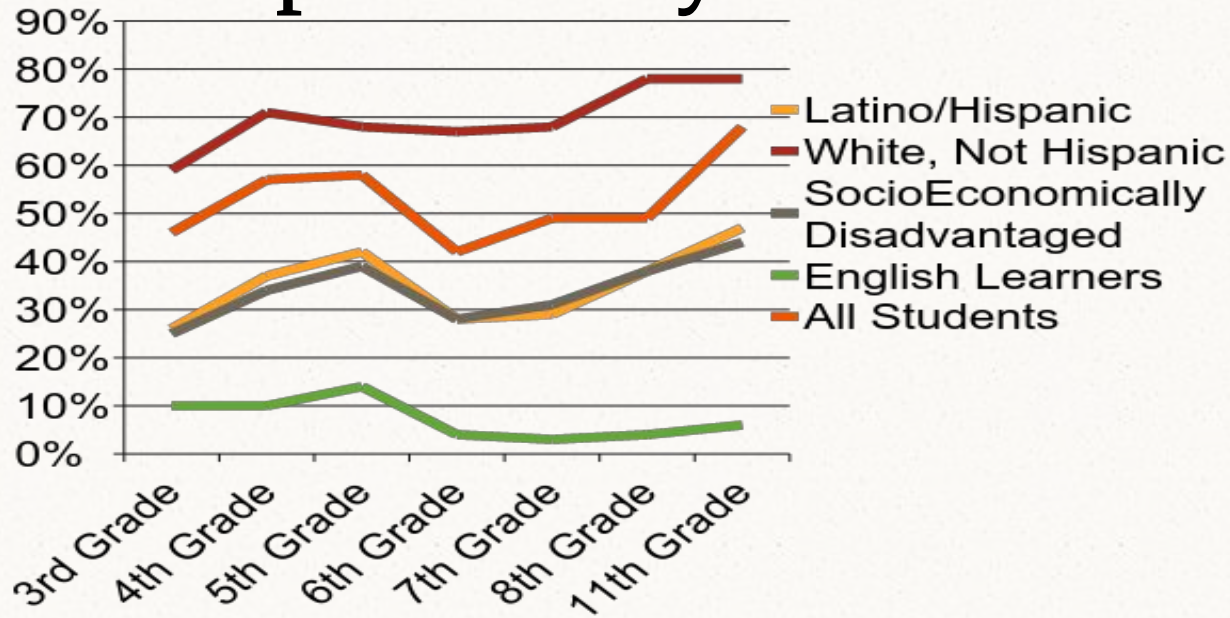
GOAL #1 *Student Success:*

All students will demonstrate at least a year's growth in one year's time and graduate with the skills and knowledge to be successful in college and career through high-quality learning experiences and assessments aligned to the California Standards as well as be informed citizens

Mathematics in Grades 3-11: Comparison by Student Group



English Language Arts in Grades 3-11: Comparison by Student Group



Goal #2 Staff Success

All staff will receive the appropriate support and resources in order to create the conditions to ensure student success

TEACHER MISASSIGNMENT RATE

Rate of Teachers who are misassigned.

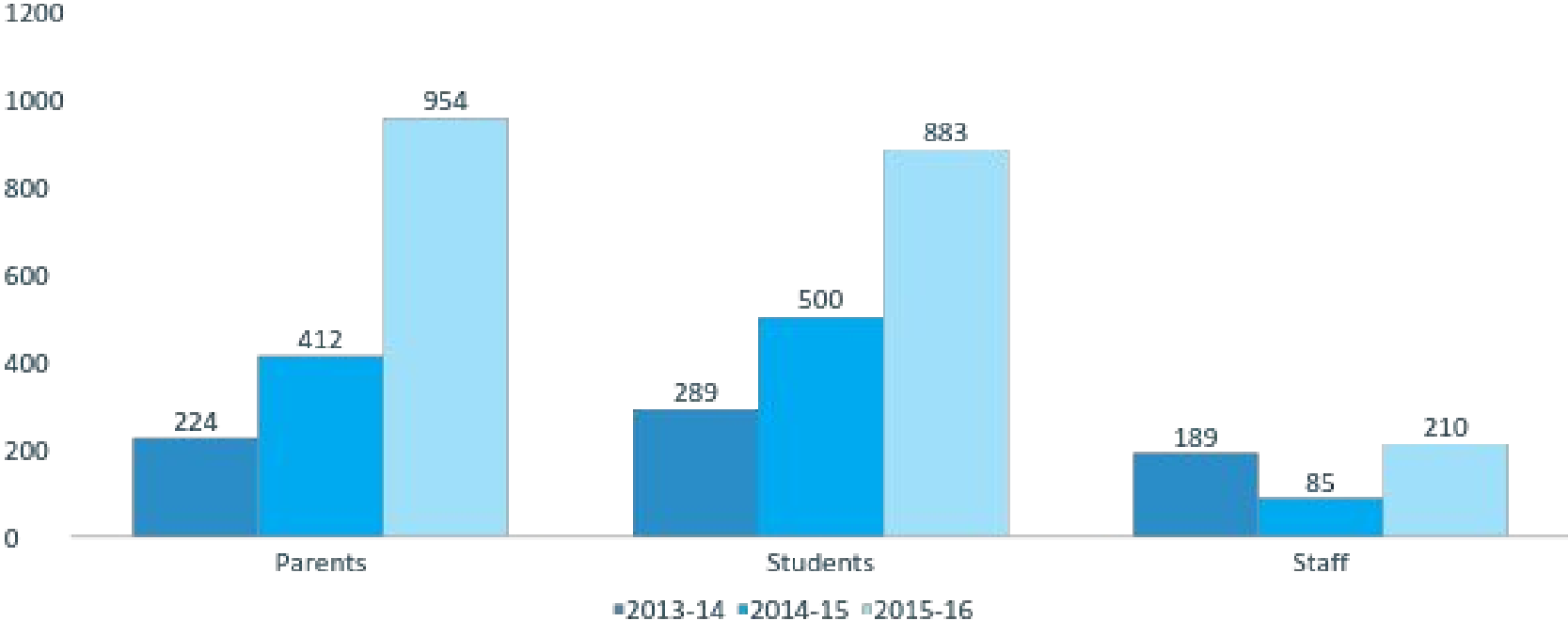
0.0%

The number of teachers who are teaching a class that they are not credentialed to teach.

GOAL #3 Community Involvement

Each school site will develop and maintain positive parent and community involvement and engagement to promote and support student success

Survey Results



QUESTIONS AND ANSWERS



REVIEW OF THE SHORT VERSION

- SMALL GROUP DISCUSSIONS

